
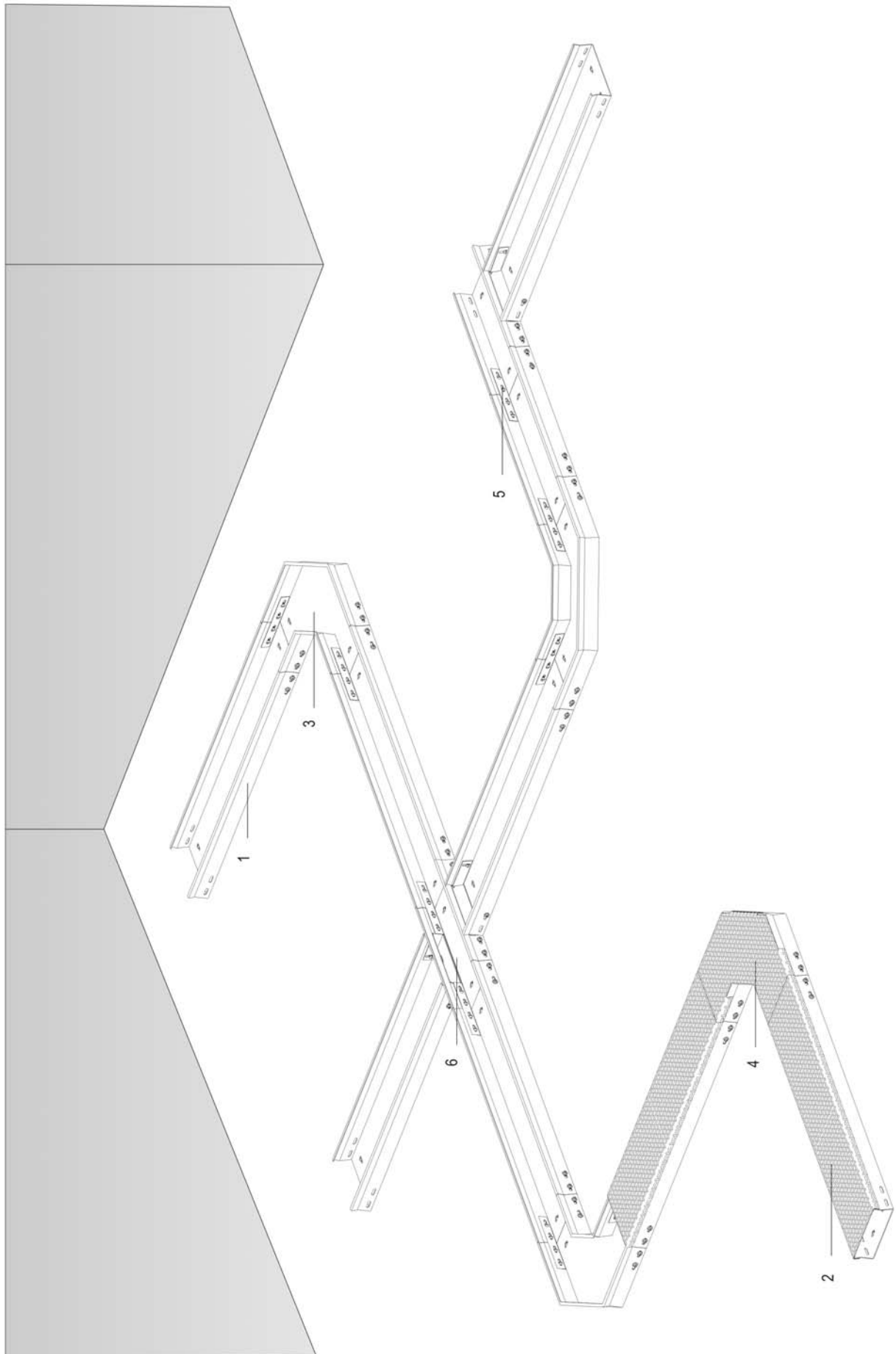


INDUSTRIAL FLOOR TRUNKING



INDUSTRIAL FLOOR TRUNKING

	Survey of the system	2-5
TFCL		
TFCL 60	Industrial floor trunking	2-6
TFCL 85	Industrial floor trunking	2-7
TFCL 110	Industrial floor trunking	2-8
COVER		
DTFCL	Cover for industrial floor trunking	2-9
DGTFCL	Cover for industrial floor trunking	2-9
ACCESSORIES		
BTFCL	Horizontal bend 90°	2-10
DBTFCL	Cover for horizontal bend 90°	2-11
DGBTFCL	Cover with holes for horizontal bend 90°	2-11
ASTFCL	Horizontal adapter 90°	2-12
SIN	Build-in division plate	2-13
JOINTING PLATE		
V 35*200	Jointing plate	2-14
V 60*200	Jointing plate	2-14
V 85*200	Jointing plate	2-14



Survey of the system

	Description	Reference	Pag.
1	Industrial floor trunking	TFCL 60	2-6
2	Cover for industrial floor trunking	DTFCL	2-9
3	Horizontal bend 90°	BTFL	2-10
4	Cover for horizontal bend 90°	DBTFL	2-11
5	Jointing plate	V 35°200	2-14
6	Horizontal adapter 90°	ASTFL	2-12

TFCL 60

Industrial floor trunking



Non-perforated bottom
Return flanges

On Demand	Powder coating / Duplex System
Length	3 000 mm
Standard finish	Pre-galvanised
Optional finish 1	Hot-dip galvanised

1		Reference	Height	Width	Thickness	Length	kg/m	Packaging	Stock	Unit			
HD	-	TFCL 60*100*2.00	60	100	2,00	3000	3,650	30	-	m			
HD	-	TFCL 60*150*2.00	60	150	2,00	3000	4,440	30	-	m			
HD	-	TFCL 60*200*2.00	60	200	2,00	3000	5,250	30	-	m			
HD	-	TFCL 60*250*2.00	60	250	2,00	3000	6,020	30	-	m			
HD	-	TFCL 60*300*2.00	60	300	2,00	3000	6,850	30	-	m			

To fix with:

HD	-	V 35*200	35	200	-	-	0,040	48	✓	piece			
----	---	----------	----	-----	---	---	-------	----	---	-------	--	--	--

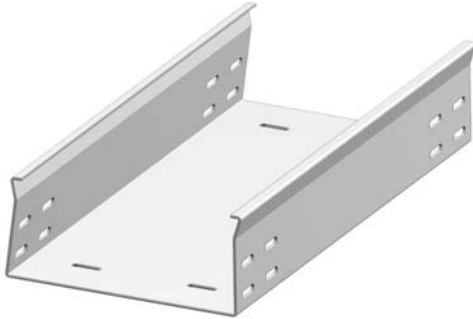
Application area :

The industrial floor trunking is being used in surroundings where robots need to have a permanent freedom of movement and where people can tread the cable trays.

Tested according to VDE 0634 part 2.

TFCL 85

Industrial floor trunking



Non-perforated bottom
Return flanges

On Demand	Powder coating / Duplex System
Length	3 000 mm
Standard finish	Pre-galvanised
Optional finish 1	Hot-dip galvanised

1		Reference	Height	Width	Thickness	Length	kg/m	Packaging	Stock	Unit			
HD	-	TFCL 85*100*2.00	85	100	2,00	3000	4,430	30	-	m			
HD	-	TFCL 85*150*2.00	85	150	2,00	3000	5,230	30	-	m			
HD	-	TFCL 85*200*2.00	85	200	2,00	3000	6,030	30	-	m			
HD	-	TFCL 85*250*2.00	85	250	2,00	3000	6,830	30	-	m			
HD	-	TFCL 85*300*2.00	85	300	2,00	3000	7,630	30	-	m			

To fix with:

HD	-	V 60*200	60	200	-	-	0,080	48	✓	piece			
----	---	----------	----	-----	---	---	-------	----	---	-------	--	--	--

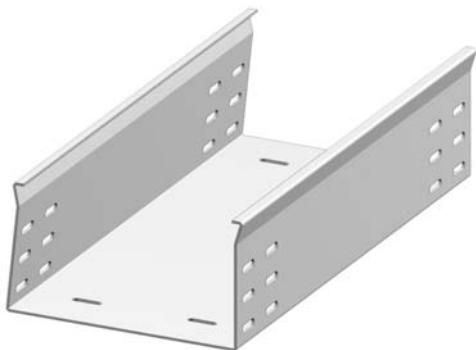
Application area :

The industrial floor trunking is being used in surroundings where robots need to have a permanent freedom of movement and where people can tread the cable trays.

Tested according to VDE 0634 part 2.

TFCL 110

Industrial floor trunking



Non-perforated bottom
Return flanges

On Demand	Powder coating / Duplex System
Length	3 000 mm
Standard finish	Pre-galvanised
Optional finish 1	Hot-dip galvanised

1		Reference	Height	Width	Thickness	Length	kg/m	Packaging	Stock	Unit			
HD	-	TFCL 110*150*2.00	110	150	2,00	3000	6,020	30	-	m			
HD	-	TFCL 110*200*2.00	110	200	2,00	3000	6,820	30	-	m			
HD	-	TFCL 110*250*2.00	110	250	2,00	3000	7,620	30	-	m			
HD	-	TFCL 110*300*2.00	110	300	2,00	3000	8,420	30	-	m			

To fix with:

HD	-	V 85*200	85	200	-	-	0,130	48	✓	piece			
----	---	----------	----	-----	---	---	-------	----	---	-------	--	--	--


Application area :

The industrial floor trunking is being used in surroundings where robots need to have a permanent freedom of movement and where people can tread the cable trays.

Tested according to VDE 0634 part 2.

DTFCL

Cover for industrial floor trunking



Clippable cover

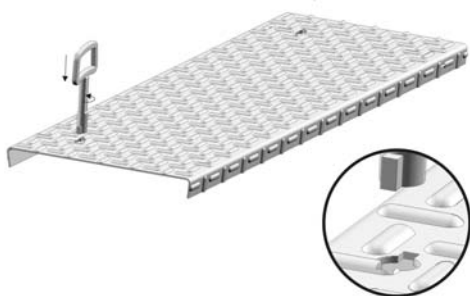
On Demand	Powder coating / Duplex System
Length	1 500 mm
Thickness cover	1,50 mm
Standard finish	Pre-galvanised
Optional finish 1	Hot-dip galvanised

1		Reference	Height	Width	Thickness	Length	kg/m	Packaging	Stock	Unit			
HD	-	DTFCL 100	-	100	1,50	1500	2,030	30	-	m			
HD	-	DTFCL 150	-	150	1,50	1500	2,790	30	-	m			
HD	-	DTFCL 200	-	200	1,50	1500	3,560	30	-	m			
HD	-	DTFCL 250	-	250	1,50	1500	4,330	30	-	m			
HD	-	DTFCL 300	-	300	1,50	1500	6,480	30	-	m			

Tested according to VDE 0634 part 2.

DGTFCL

Cover for industrial floor trunking



Clippable cover

On Demand	Powder coating / Duplex System
Length	1 500 mm
Thickness cover	1,50 mm
Standard finish	Pre-galvanised
Optional finish 1	Hot-dip galvanised

1		Reference	Height	Width	Thickness	Length	kg/m	Packaging	Stock	Unit			
HD	-	DGTFCL 100	-	100	1,50	1500	2,030	30	-	m			
HD	-	DGTFCL 150	-	150	1,50	1500	2,790	30	-	m			
HD	-	DGTFCL 200	-	200	1,50	1500	3,560	30	-	m			
HD	-	DGTFCL 250	-	250	1,50	1500	4,330	30	-	m			
HD	-	DGTFCL 300	-	300	1,50	1500	6,480	30	-	m			

Clippable cover with openings for double-bit key.

Tested according to VDE 0634 part 2.

BTFCL

Horizontal bend 90°



Non-perforated bottom
Return flanges

Radius	250 mm
On Demand	Powder coating / Duplex System
Standard finish	Pre-galvanised
Optional finish 1	Hot-dip galvanised

1		Reference	Height	Width	Thickness	Length	kg/piece	Packaging	Stock	Unit			
HD	-	BTFCL 60*100	60	100	2,00	-	2,790	1	-	piece			
HD	-	BTFCL 60*150	60	150	2,00	-	3,870	1	-	piece			
HD	-	BTFCL 60*200	60	200	2,00	-	4,790	1	-	piece			
HD	-	BTFCL 60*250	60	250	2,00	-	5,710	1	-	piece			
HD	-	BTFCL 60*300	60	300	2,00	-	6,620	1	-	piece			
HD	-	BTFCL 85*100	85	100	2,00	-	3,600	1	-	piece			
HD	-	BTFCL 85*150	85	150	2,00	-	4,570	1	-	piece			
HD	-	BTFCL 85*200	85	200	2,00	-	5,540	1	-	piece			
HD	-	BTFCL 85*250	85	250	2,00	-	6,510	1	-	piece			
HD	-	BTFCL 85*300	85	300	2,00	-	7,480	1	-	piece			
HD	-	BTFCL 110*150	110	150	2,00	-	5,210	1	-	piece			
HD	-	BTFCL 110*200	110	200	2,00	-	6,190	1	-	piece			
HD	-	BTFCL 110*250	110	250	2,00	-	7,190	1	-	piece			
HD	-	BTFCL 110*300	110	300	2,00	-	8,170	1	-	piece			

To fix with:

HD	-	V 35*200	35	200	-	-	0,040	48	✓	piece			
HD	-	V 60*200	60	200	-	-	0,080	48	✓	piece			
HD	-	V 85*200	85	200	-	-	0,130	48	✓	piece			

Tested according to VDE 0634 part 2.

Accessories

DBTFCL

Cover for horizontal bend 90°



Clippable cover


On Demand	Powder coating / Duplex System
Thickness cover	1,50 mm
Standard finish	Pre-galvanised
Optional finish 1	Hot-dip galvanised

1		Reference	Height	Width	Thickness	Length	kg/piece	Packaging	Stock	Unit			
HD	-	DBTFCL 100	-	100	1,50	-	1,340	1	-	piece			
HD	-	DBTFCL 150	-	150	1,50	-	2,000	1	-	piece			
HD	-	DBTFCL 200	-	200	1,50	-	2,720	1	-	piece			
HD	-	DBTFCL 250	-	250	1,50	-	3,500	1	-	piece			
HD	-	DBTFCL 300	-	300	1,50	-	4,340	1	-	piece			

Tested according to VDE 0634 part 2.

DGBTFCL

Cover with holes for horizontal bend 90°



Clippable cover

On Demand	Powder coating / Duplex System
Thickness cover	1,50 mm
Standard finish	Pre-galvanised
Optional finish 1	Hot-dip galvanised

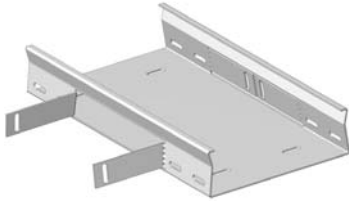
1		Reference	Height	Width	Thickness	Length	kg/piece	Packaging	Stock	Unit			
HD	-	DGBTFCL 100	-	100	1,50	-	1,340	1	-	piece			
HD	-	DGBTFCL 150	-	150	1,50	-	2,000	1	-	piece			
HD	-	DGBTFCL 200	-	200	1,50	-	2,720	1	-	piece			
HD	-	DGBTFCL 250	-	250	1,50	-	3,500	1	-	piece			
HD	-	DGBTFCL 300	-	300	1,50	-	4,340	1	-	piece			

Clippable cover with openings for double-bit key.

Tested according to VDE 0634 part 2.

ASTFCL

Horizontal adapter 90°



Non-perforated bottom
Return flanges

On Demand	Powder coating / Duplex System
Standard finish	Pre-galvanised
Optional finish 1	Hot-dip galvanised

1		Reference	Height	Width	Thickness	Length	kg/piece	Packaging	Stock	Unit			
HD	-	ASTFCL 60*100	60	100	2,00	-	1,030	1	-	piece			
HD	-	ASTFCL 60*150	60	150	2,00	-	1,480	1	-	piece			
HD	-	ASTFCL 60*200	60	200	2,00	-	1,980	1	-	piece			
HD	-	ASTFCL 60*250	60	250	2,00	-	2,620	1	-	piece			
HD	-	ASTFCL 60*300	60	300	2,00	-	3,320	1	-	piece			
HD	-	ASTFCL 85*100	85	100	2,00	-	1,230	1	-	piece			
HD	-	ASTFCL 85*150	85	150	2,00	-	1,720	1	-	piece			
HD	-	ASTFCL 85*200	85	200	2,00	-	2,290	1	-	piece			
HD	-	ASTFCL 85*250	85	250	2,00	-	2,950	1	-	piece			
HD	-	ASTFCL 85*300	85	300	2,00	-	3,680	1	-	piece			
HD	-	ASTFCL 110*250	110	250	2,00	-	3,280	1	-	piece			
HD	-	ASTFCL 110*150	110	150	2,00	-	1,970	1	-	piece			
HD	-	ASTFCL 110*200	110	200	2,00	-	2,580	1	-	piece			
HD	-	ASTFCL 110*300	110	300	2,00	-	4,050	1	-	piece			

To fix with:

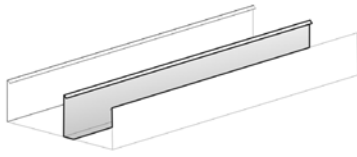
HD	-	V 35*200	35	200	-	-	0,040	48	✓	piece			
HD	-	V 60*200	60	200	-	-	0,080	48	✓	piece			
HD	-	V 85*200	85	200	-	-	0,130	48	✓	piece			

- Multifunction junction piece, which can also be used as a T-piece or Crosspiece
- Integrated connectors for potential connection.

Tested according to VDE 0634 part 2.

SIN

Build-in division plate




On Demand	Powder coating / Duplex System
Standard finish	Pre-galvanised
Optional finish 1	Hot-dip galvanised

1		Reference	Height	Width	Thickness	Length	kg/m	Packaging	Stock	Unit			
HD	-	SIN 60	60	-	-	3000	0,520	3	-	m			
HD	-	SIN 85	85	-	-	3000	0,670	3	-	m			
HD	-	SIN 110	110	-	-	3000	0,900	3	-	m			

This partition is pointwelded in the floor trunking according to your specifications.
The scale should be given when ordering.

V 35*200

Jointing plate




On Demand	Powder coating / Duplex System
Standard finish	Pre-galvanised
Optional finish 1	Hot-dip galvanised

1		Reference	Height	Width	Thickness	Length	kg/piece	Packaging	Stock	Unit			
HD	-	V 35*200	35	200	-	-	0,040	48	✓	piece			

Minimum number bolts and nuts VM 6*10: 2 pieces.

V 60*200

Jointing plate




On Demand	Powder coating / Duplex System
Standard finish	Pre-galvanised
Optional finish 1	Hot-dip galvanised

1		Reference	Height	Width	Thickness	Length	kg/piece	Packaging	Stock	Unit			
HD	-	V 60*200	60	200	-	-	0,080	48	✓	piece			

Minimum number bolts and nuts VM 6*10: 4 pieces.

V 85*200

Jointing plate



On Demand	Powder coating / Duplex System
Standard finish	Pre-galvanised
Optional finish 1	Hot-dip galvanised

1		Reference	Height	Width	Thickness	Length	kg/piece	Packaging	Stock	Unit			
HD	-	V 85*200	85	200	-	-	0,130	48	✓	piece			

Minimum number bolts and nuts VM 6*10: 4 pieces.